

SF660(P)



Display size
39"- 80"



Max load
200lb (91kg)

SMARTMOUNT

Universal Flat Wall Mount

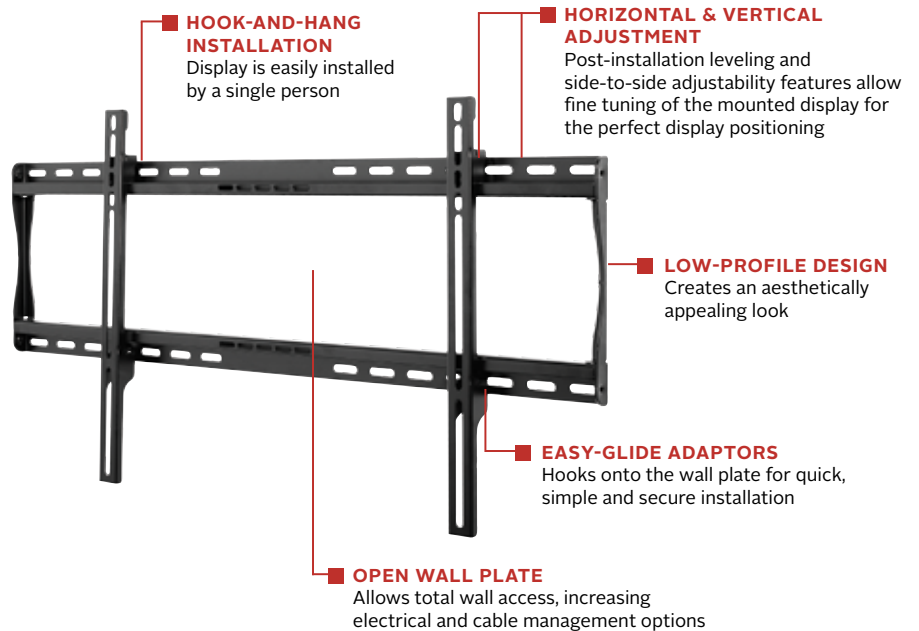
FOR 39" TO 80" DISPLAYS

The SmartMount® Universal Flat Wall Mount series offers the most versatile installation features and mounting options. Horizontal and vertical adjustment abilities allow for post installation leveling and side-to-side positioning, making it easier than ever to find the perfect TV position. The SF660(P) models' low-profile design offers the sleek, aesthetically pleasing look to fit into any décor. Security screws provided in the SF660 models deter tampering and theft. The open wall plate design offers total wall access, increasing the electrical and cable management options. The display can now simply be installed by a single person with the Hook-and-Hang™ system. The Easy-Glide™ adaptors hook onto the wall plate for an overall quick, simple, and secure installation.

The SF660's design positions the display just 1.20" from the wall, perfect for almost any low-profile application.


Additional Features

- ✓ Universal mount fits displays with mounting patterns up to 824 x 405mm (32.44" W x 15.95" H)
- ✓ Low-profile design holds display only 1.20" (30mm)
- ✓ Up to 0.25" (6mm) of vertical adjustment on each universal display adaptor bracket for post-installation leveling and height adjustment fine-tuning
- ✓ Horizontal display adjustment up to 8.00" (203mm) for centering display on wall
- ✓ Mounts to wood studs, concrete, cinder block or metal studs (metal stud accessory required)
- ✓ Includes all necessary wall and display attachment hardware
- ✓ Integrated security options available
- ✓ Design is UL listed and tested to four times stated load capacity



For mounts requiring theft resistant hardware, installed with security tool (included), please purchase SF660

For mounts requiring standard hardware, installed with a Philips screwdriver, please purchase SF66OP



Low-profile design for a sleek, yet compact installation



Comes in color packaging with included installation hardware and easy to follow instructions.

Please visit peerless-av.com/en-us/patents for patent information.

info@peerless-av.com
peerless-av.com

peerless-AV®

Model Numbers

WARRANTY: Limited 5-year

SF660P	SmartMount® Universal Flat Wall Mount for 39" to 80" Displays - standard models
SF660	SmartMount® Universal Flat Wall Mount for 39" to 80" Displays - security models

Product Specifications

	DIMENSIONS (W x H x D)	PRODUCT WEIGHT	LOAD CAPACITY	FINISH	AVAILABLE COLORS
SF660(P)	34.12" x 16.89" x 1.20" (867 x 429 x 30mm)	5.60lb (2.54kg)	200lb (91kg)	Scratch resistant fused epoxy	Semi-gloss black

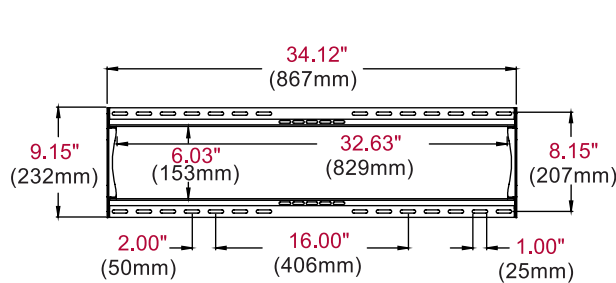
Package Specifications

	PACKAGE SIZE (W x H x D)	PACKAGE SHIP WEIGHT	PACKAGE UPC CODE	PACKAGE CONTENTS	UNITS IN PACKAGE
SF660(P)	36.41" x 1.57" x 10.71" (925 x 40 x 272mm)	7.60lb (3.45kg)	SF660: 735029235590 SF660P: 735029235620	Wall mount, wall and display installation hardware, installation instructions	1

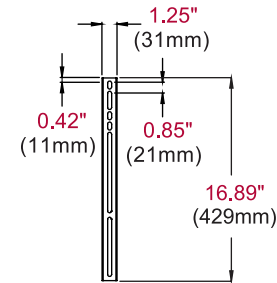
Accessories

ACC415: Metal Stud Fastener Kit

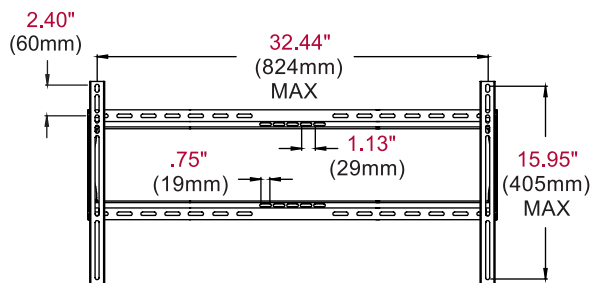
All dimensions = inch (mm)



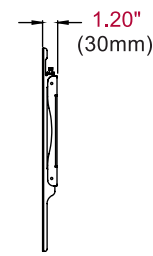
WALL PLATE



VERTICAL ADAPTOR



FRONT VIEW



SIDE VIEW

Architect Specifications

The Smartmount® Universal Flat Wall Mount shall be a Peerless-AV model SF660(P) and shall be located where indicated on the plans. Assembly and installation shall be done according to instructions provided by the manufacturer.

Visit peerless-av.com to see the complete line of AV solutions from Peerless-AV, including outdoor displays, wireless, kiosks, digital audio, display mounts, projector mounts, carts/stands, and a full assortment of accessories.

Peerless-AV
2300 White Oak Circle
Aurora, IL 60502 USA
(800) 865-2112
(630) 375-5100
Fax: (800) 359-6500

Peerless-AV Europe
Unit 3 Watford Interchange
Colonial Way, Watford
Herts, WD24 4WP
United Kingdom
+44 (0) 1923 200100
Fax: +44 (0) 1923 200101

Peerless-AV de México
Ave de las Industrias 413
Parque Industrial Escobedo
Escobedo, N.L.,
Mexico 66050
+52 (81) 8384-8300
Fax: +52 (81) 8384-8360

peerless-AV®

LIT-0595 rev.5