

**Advanced functionality projector
delivers vivid image quality along with
exceptional installation flexibility.**



Key Features

- WUXGA 1920 x 1200
- 10,000 ANSI lumens brightness
- 2,000 hours lamp life (Standard mode) and 4,000 hours (Eco mode), 1,000 hours (Portrait mode)
- Edge Blending & Warping with extended range
- HDCR / Accentualizer / Color Management
- Portrait Projection / 360° installation
- Lens Shift / Picture Shift
- Convenient Networking / Wireless Capability / Smart Device Control
- Five digital inputs: HDBaseT, HDMI x 2, SDI, DVI-D
- Wide range of lens options

1.800.HITACHI
dmd.info@hal.hitachi.com
hitachi-america.us/projectors



As part of Hitachi's Professional Series, the CP-WU9100B DLP® projector is a true achievement in graphics display technology and performance. Offering the most advanced functionality with flexible installation features, Hitachi's CP-WU9100B is a perfect choice for large auditoriums, conference rooms, museums, and concert or stage productions. It can provide 24/7 use as well as multi-projection capability. Plus, 10,000 ANSI lumens brightness and 2500:1 contrast ratio results in a super bright display with outstanding image clarity and uniformity. Always on the cutting-edge of technology, Hitachi's CP-WU9100B is an HDBaseT-enabled projector which delivers whole-home and commercial distribution of uncompressed HD multimedia content over a single CAT5e/6 cable. HDBaseT is unique in its ability to provide professional installers with a much simpler and more cost-effective way to transmit uncompressed HD video up to 328 ft. No matter how large the application environment, the CP-WU9100B delivers larger-than-life performance. For added peace of mind, Hitachi's CP-WU9100B is also backed by a generous warranty and our world-class service and support programs.

CP-WU9100B



UNIQUE FEATURES

Accentualizer

Hitachi original technology makes pictures look more real by enhancing sharpness, gloss and shade to make pictures as clear as pictures on a flat-panel device. You can also adjust the effects by three levels according to your surroundings so that the colors of projected images are the actual colors of the objects they represent.



Color Management




Allows you to change the HUE, SATURATION, LUMINANCE of each 6 colors (red, green, blue, cyan, magenta and yellow) without influencing each other. With this new technology, for example, you can change only bluish colors, such as the sky, while maintaining the other colors by adjusting the HUE of blue.

Edge Blending

Projectors are equipped with the Edge Blending function that achieves the seamless projection of one image using multiple projectors. The 9000 series comes with various blending functions that meet the level users are looking for.

Instant blending: Easily perform blending processing without the use of any special equipment.

Automatic blending: Use a camera and quickly perform high precision blending processing automatically. *Requires installation of a specialized application to your computer.*




HDCR (High Dynamic Contrast Range)

When average projectors are used in bright rooms, the darker colors of an image deteriorate and images become unclear. Using this function, blurred images caused by room lighting or outside light sources are corrected, and an effect similar to increasing contrast occurs. This results in clear images even in bright rooms.


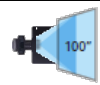

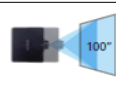

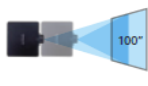





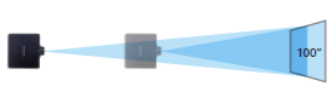




Geometric Correction (Warping)

Geometric correction is possible from your computer by using the specialized application. Projection is possible on spherical surfaces and surfaces with corners, as well as conventional flat screens.



Seven lenses are available to match various screen sizes and installation environments. Projection is possible in diverse installation areas from small conference rooms to auditoriums, convention halls and other large spaces.

| Variety of Interchangeable Lenses | | Projection distance For 100"screen | Throw ratio | Projection distance for optional lenses when projecting onto a 100"screen(Full screen) |
|---|---|------------------------------------|-------------|--|
|  | FL-910 Ultra short throw Zoom Fixed lens | 33" | 0.38 |  |
|  | USL-901 Ultra short throw lens Zoom x1.3 | 67"-84" | 0.8-1.0 |  |
|  | SL-902 Short throw lens Zoom x1.5 | 100"-149" | 1.1-1.7 |  |
|  | SD-903 Standard lens Zoom x1.5 | 140"-209" | 1.6-2.4 |  |
|  | ML-904 Middle throw lens Zoom x1.5 | 205"-313" | 2.4-3.6 |  |
|  | LL-905 Long throw lens Zoom x1.6 | 298"-482" | 3.5-5.6 |  |
|  | UL-906 Ultra long throw lens Zoom x1.6 | 472"-749" | 5.5-8.8 |  |

STANDARD FEATURES

Center Lens Design: This feature makes it easy to align the projector with the center of the screen for faster and trouble-free setup.

Motorized Zoom, Focus and Lens Shift Control: Allows for greater range of installation possibilities. With the motorized function you can make fine adjustments through the remote control or RS232/IP device.

Multiple Lens Options: 7 optional lenses are available: FL910, USL901, SL902, SD903, ML904, LL905, UL906.

Perfect Fit 2: Enables the user to adjust individual corners and sides independent of one another. Perfect Fit 2 provides vertical and horizontal digital correction of either barrel or pin cushion distortions. This feature helps correct geometric and complicated distortions. Perfect Fit 2 allows the projected image to fit correctly to the screen quickly and easily.

Picture By Picture: Enables the content from two input sources to be displayed simultaneously, side by side on one screen. You can use two sources including 2 HDMI, with both images sharing equal screen size. The feature is ideal for teleconferencing applications.

Picture In Picture: Enables you to display one image inside another image using two sources including 2 HDMI

Status Monitor: With Hitachi's status monitor, you'll have access in real time to projector diagnostics. Status updates include configuration information, maintenance history, as well as error and alarm messaging.

Network Control, Maintenance and Security: Embedded networking gives you the ability to manage and control multiple projectors over your LAN. Features include scheduling of events, centralized reporting, image transfer and e-mail alerts for reactive and routine maintenance.

PJMessenger: PJMessenger function allows you to send and display text messages and audio alerts on your networked projectors. It is an easy and efficient way to send announcements out to multiple units.

Wireless Presentation Compatible: Connect the projector to a computer or your network using the optional USB wireless adapter (part number USBWL11N). The adapter supports IEEE802.11b/g and 11n.

360° Rotation: Display rotation of 360° for creative applications and greater installation flexibility. The side planes of the projector should be kept vertical.



Front View



Rear



3/4 View




Top View



Right Profile

Input/Outputs



- | | | |
|-------------------|----------------------------------|---------------------|
| 1. Lens Shift | 10. Control port | 18. AC In |
| 2. Menu | 11. DVI-D | 19. Kensington Lock |
| 3. Zoom | 12. HDBase™ | 20. Function |
| 4. Status Monitor | 13. USB-A (for wireless adapter) | 21. Standby / On |
| 5. SDI/Digital | 14. LAN | 22. Shutter |
| 6. Monitor Out | 15. Composite Video | 23. Security Bar |
| 7. Computer In | 16. Remote Out | 24. Input |
| 8. HDMI 2 | 17. Remote In | 25. Focus +/- |
| 9. HDMI 1 | | |

CP-WU9100B

Accessories and Lenses

| | |
|-----------------------------|--|
| Supplied Accessories | Power cord, computer cable, wireless remote control, Ferrite core and band x 2, cable tie, AA batteries x 2, user's manual CD, user's manual, application CD, security label, wireless USB cover |
| Optional Accessories | Wireless adapter (USBWL11N), HL02804 remote control, HAS-9110 fixing mount, HAS-204L standard adapter for mount, HAS-304H long adapter for mount, HAS-404U for mount |
| Optional Lenses | 7 optional lenses are available, FL910, USL901, SL902, SD903, ML904, LL905, UL906 |

Replacement Parts

| | |
|-----------------------|---------|
| Lamp | DT01911 |
| Remote Control | HL02804 |
| Filter | UX39551 |

Projection Throw Chart

| Screen Size 16:10 | | Throw Distance | |
|-------------------|-------|----------------|------|
| Diagonal | Width | Min | Max |
| 50 | 42 | 69 | 104 |
| 60 | 51 | 83 | 125 |
| 80 | 68 | 111 | 167 |
| 100 | 85 | 140 | 209 |
| 150 | 127 | 210 | 314 |
| 200 | 170 | 280 | 419 |
| 300 | 254 | 420 | 629 |
| 600 | 509 | 841 | 1258 |

Throw Ratio: 1.6 - 2.4 : 1 (distance : width)
Screen size and throw distance are measured in inches with standard lens SD903W.

Projection Lens Chart

| Lens | Inches | Meters |
|---------------|-----------|-------------|
| FL910 | 33 | .83 |
| USL901 | 67 - 84 | 1.7 - 2.1 |
| SL902 | 100 - 149 | 2.5 - 3.8 |
| SD903 | 140 - 209 | 3.5 - 5.3 |
| ML904 | 205 - 313 | 5.2 - 7.9 |
| LL905 | 298 - 482 | 7.6 - 12.2 |
| UL906 | 472 - 749 | 12.0 - 19.0 |

Projection distances measured in inches and meters with standard lens and optional lenses when projecting onto a 100" diagonal screen.



HI0489-06/16
All specifications subject to change without notice.
DLP® and the DLP logo are registered trademarks of Texas Instruments. Crestron® and Crestron RoomView® are registered trademarks of Crestron Electronics, Inc. in the United States and other countries. HDMI, the HDMI Logo, and High-Definition Multimedia Interface are trademarks or registered trademarks of HDMI Licensing LLC in the United States and other countries.
HDBaseT™ and the HDBaseT Alliance logo are trademarks of the HDBaseT Alliance.
©2016 Hitachi America, Ltd. All Rights Reserved.

Specifications

| | | |
|-----------------------------|---------------------------------------|--|
| Display | Projection Technology | Single chip DLP |
| | Resolution | WUXGA 1920 x 1200 |
| | Brightness | 10,000 ANSI lumens |
| | Colors | 16.7 million colors |
| | Aspect Ratio | Native 16:10 / 4:3, 14:9 and 16:9 compatible |
| | Contrast Ratio | 2500 : 1 (using active IRIS) |
| | Throw Ratio (distance : width) | Specification will vary depending on which lens is used with the projector. |
| Lens & Operation | Focus Distance | 69" - 1258" (with SD903 lens) |
| | Display Size | 50" - 600" |
| | Lens | Specification will vary depending on which lens is used with the projector. |
| | Lamp Wattage | 430W (Dual) |
| | Expected Lamp Life* | Approximately 2,000 hours (Standard mode) 4,000 hours (Eco mode), 1,000 hours (Portrait mode) |
| Compatibility | Expected Filter Life** | Approximately 15,000 hours |
| | Speaker Output | N/A |
| | Keystone | H and V: +/- 30° |
| | Computer | VGA, SVGA, XGA, WXGA/WXGA+/SXGA/SXGA+/WSXGA+/UXGA/WUXGA, MAC 16" |
| Connectors | H-Sync | 31.5 kHz - 106 kHz |
| | V-Sync | 56 Hz - 120 Hz |
| | Composite Video | NTSC, NTSC4.43, PAL, PAL-M, -N, SECAM |
| | Component Video | 480i, 480p, 576i, 720p, 1080i, 1080p |
| | HDMI | 480i, 480p, 576i, 720p, 1080i, 1080p, Computer signal TMDS clock 27 MHz - 150 MHz |
| | Digital Input | HDBaseT x 1, HDMI x 2, BNC x 1 (SDI/HDSDI/3G), DVI x 1 |
| | Computer Input 1 | 15-pin mini D-sub x 1 (shared with analog component video input) |
| | Computer Input 2 | N/A |
| | Computer Monitor Output | 15-pin mini D-sub x 1 |
| | Video Input | |
| | S-Video | N/A |
| | Composite Video | BCN x 1 |
| | Component Video | 15-pin D-sub shrink x 1 (shared with analog computer in) |
| | Audio Input | N/A |
| | Audio Output | N/A |
| | Network LAN Wired | RJ-45 port x 1 |
| | Network LAN Wireless | USB-A, IEEE802.11 b/g/n - optional wireless adapter required |
| HDBaseT | RJ-45 port x 1 | |
| USB | Type A x 1 (wireless network) | |
| Wired Remote Control | 3.5 mm stereo mini jack (IN/OUT) | |
| Control Terminals | 9-pin D-sub x 1 (RS-232 control) | |
| Ratings & Warranty | Power Supply | AC110-120V / AC220-240V, 50/60Hz |
| | Power Consumption | 1090W / 1070W |
| | Operating Temperature | 32°F - 113°F (0°C - 45°C) Normal mode |
| | Dimensions (W x D x H) | 21.1" x 17.2" x 6.7" (without lens) |
| | Weight | Approximately 37.7 lbs. (without lens) |
| | Approvals | UL60950-1/cUL, FCC Part 15 subpart B class A |
| | Warranty | 3 year limited parts and labor Extended Service Contract available (additional cost) |

* Actual lamp life will vary by individual lamp and based on environmental conditions, selected operating mode, user settings and usage. Hours of average lamp life specified are not guaranteed and do not constitute part of the product or lamp warranty. Lamp brightness decreases over time.

** Actual filter life will vary by individual filter and based on environmental conditions, selected operating mode, user settings and usage. Hours of average filter life specified are not guaranteed and do not constitute part of the product warranty.



Hitachi America, Ltd.

Toll Free: 1.800.HITACHI • Email: dmd.info@hal.hitachi.com

Web: hitachi-america.us/projectors

Blog: dmd.hitachi-america.us/blog

