

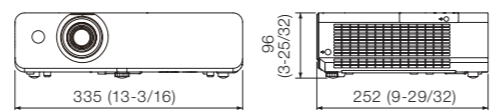
Specifications						
Model	PT-LB425	PT-LB385	PT-LB355	PT-LW375	PT-LW335	PT-LB305
Projector type	LCD Projectors					
LCD panel	Panel size: 16.0 mm (0.63 in) diagonal (4:3 aspect ratio)			15.0 mm (0.59 in) diagonal (16:10 aspect ratio)		16.0 mm (0.63 in) diagonal (4:3 aspect ratio)
Display method	Transparent LCD panel (x 3, R/G/B)					
Drive method	Active matrix method					
Pixels	786,432 (1024 x 768) x 3, total of 2,359,296 pixels			1,024,000 (1280 x 800) x 3, total of 3,072,000 pixels		786,432 (1024 x 768) x 3, total of 2,359,296 pixels
Lamp	230 W x 1 lamp					
Lamp replacement cycle*1	Normal: 10,000 h/Eco: 20,000 h/Quiet: 10,000 h					
Light output*2 (Lamp power: Normal)	4,100 lm	3,800 lm	3,300 lm	3,600 lm	3,100 lm	
Filter replacement cycle	Normal: 5,000 h/Eco: 6,000 h/Quiet: 10,000 h					
Resolution	1024 x 768 pixels (Input signals that exceed this resolution will be converted to 1024 x 768 pixels)			1280 x 800 pixels (Input signals that exceed this resolution will be converted to 1280 x 800 pixels)		1024 x 768 pixels (Input signals that exceed this resolution will be converted to 1024 x 768 pixels)
Contrast*2	16,000:1 (All white/all black, Iris: On, Image mode: Dynamic, Lamp control: Normal)					
Screen size (diagonal)	0.76–7.62 m (30–300 in), 4:3 aspect ratio			0.76–7.62 m (30–300 in), 16:10 aspect ratio		0.76–7.62 m (30–300 in), 4:3 aspect ratio
Center-to-corner uniformity*2	85 %					
Lens	Manual zoom (1.2x), manual focus lens, F = 1.6–1.76, f = 19.16–23.02 mm, throw ratio: 1.48–1.78:1			Manual zoom (1.2x), manual focus lens, F = 2.1–2.25, f = 19.11–22.94 mm, throw ratio: 1.47–1.77:1		
Keystone correction range	Vertical	±30 ° (Auto, Manual)				
	Horizontal	±15 ° (Manual)				
Installation	Ceiling/floor, front/rear					
Terminals	HDMI 19P x 1, HDCP compatible, Deep Color compatible, Audio Signal: Linear PCM (Sampling frequencies: 48 kHz, 44.1 kHz, 32 kHz)					
	COMPUTER 1 IN	D-sub HD 15-pin (female) x 1 [RGB/S-Video/YPb(Cb)Pr(Cr)]				
	COMPUTER 2 IN	D-sub HD 15-pin (female) x 1 [RGB]				
	MONITOR OUT	D-sub HD 15-pin (female) x 1 [RGB]				
	VIDEO IN	Pin jack x 1				
	AUDIO IN 1	M3 (L,R) x 1				
	AUDIO IN 2	Pin jack x 2 (L,R)				
	AUDIO OUT	M3 (L,R) x 1 (Variable)				
	LAN	RJ-45 x 1 for network connection, 10Base-T/100Base-TX, PjLink™ (Class 1) compatible				
	SERIAL IN	D-sub 9P (female) x 1 for external control (RS-232C compatible)				
	USB A	USB Type-A (for Memory Viewer Light/Wireless Module [DC 5 V, MAX. 500 mA])				
	USB B	USB Type-B (for USB Display)				
Power supply	AC 100–240 V, 50 Hz/60 Hz					
Power consumption	300 W (6 W with Standby mode set to Normal, 0.5 W with Standby mode set to Eco*)					
Built-in speaker	10 W monaural					2 W monaural
Cabinet materials	Molded plastic (PC)					
Operation noise*2	Normal: 39 dB, Eco: 35 dB, Quiet: 30 dB					
Dimensions (W x H x D)	335 mm x 96 mm (with legs at shortest position) x 252 mm (13 3/16" x 3 25/32" x 9 29/32")					
Weight*4	Approx. 2.9 kg (6.4 lbs)					Approx. 2.8 kg (6.2 lbs)
Operating environment	Operating temperature: Normal use: 5–40 °C (41–104 °F) [at altitudes less than 1,400 m (4,593 ft)], 5–35 °C (41–95 °F) [at altitudes of 1,400–2,700 m (4,593–8,858 ft)] Operating humidity: 20–80 % (No condensation)					
Supplied accessories	Wireless remote control unit x 1, power cord x 1 (number and size of cords depends on region), instruction manual (basic guide), batteries for remote control (R03/LR03/AAA type x 2), computer cable x 1					
Applicable software	Multi Monitoring & Control Software, Presenter Light Software (for Windows®), Wireless Projector					

Optional accessories



Dimensions

Unit: mm (inches)



*1 Lamp replacement cycle stated is maximum value, at which time brightness will have decreased to 50 %. Usage environment affects lamp replacement cycle. *2 Measurement, measuring conditions, and method of notation all comply with ISO 21118 international standards. *3 When Standby mode is set to Eco, network functions such as power on over LAN will not operate. Also, only certain commands can be received for external control using the serial terminal. *4 Average value. May differ depending on the actual unit.

Panasonic®

Weights and dimensions shown are approximate. Specifications and appearance are subject to change without notice. Product availability may vary on region and country. This product may be subject to export control regulations. The projection distances and throw ratios given in this brochure are for use only as guidelines. For more detailed information, please consult the dealer from whom you are purchasing the product. Trademark PjLink is a trademark applied for trademark rights in Japan, the United States of America and other countries and areas. Windows® is either a registered trademark or trademark of Microsoft Corporation in the United States and/or other countries. The terms HDMI and HDMI High-Definition Multimedia Interface, and the HDMI Logo are trademarks or registered trademarks of HDMI Licensing Administrator, Inc. in the United States and other countries. All other trademarks are the property of their respective trademark owners. Projection images simulated. 36 USC 220506 © 2018 Panasonic Corporation. All rights reserved.



For more information about Panasonic projectors, please visit:
 Projector Global Website – panasonic.net/cns/projector
 Facebook – www.facebook.com/panasonicprojectoranddisplay
 YouTube – www.youtube.com/user/PanasonicProjector

All information included here is valid as of December 2018.

PT-LB425G1-B Printed in Japan.

Panasonic

BUSINESS

PT-LB425 Series

LCD Projectors

PT-LB425/LB385/LB355
 PT-LW375/LW335
 PT-LB305



New Long-life Lamp Extends Quality Portable Projection





Fast and Flexible Portable Projectors with Long-life Lamp

The PT-LB425 Series combines vivid picture quality and fantastic cost-efficiency in a compact body. Breakthrough lamp technology extends lifespan up to 20,000 hours^{*1}, significantly reducing your overheads. The flexible, wireless-ready, easy-to-use projectors bring media to life in classrooms and office spaces.

COMPACT Easy-to-carry body weighs 2.9 kg (6.4 lbs.)	20,000 HRS^{*1} No lamp maintenance for 20,000 hours ^{*1}	LOW TCO Long-life lamp and filter save you on parts and labor	WIRELESS^{*2} Project from PC and mobile with optional module ^{*2}
---	--	---	---

Brilliant images, wherever your day takes you



Classrooms

Learning spaces

Meeting rooms

Enjoy Bright, Quiet, Long-life Portable Projection

Bright, Easy-to-See Pictures


The compact PT-LB425 Series delivers brightness ranging from 3,100 lumens to 4,100 lumens^{*3} with a high **16,000:1** contrast ratio. Enjoy clear, vivid, easy-to-see pictures, even with the lights on.

Long-life Lamp Reduces Cost

Breakthrough technology extends lamp replacement to 20,000 hours^{*1}. Longer lamp-life is achieved by reducing degradation and by improving cooling capabilities. Enjoy bright picture quality, low TCO, and less downtime for maintenance.

Enhanced Detail in Bright Environments

Daylight View Lite optimizes color and brightness according to ambient lighting levels. This function is easily accessed using the supplied remote control.



Quiet Operation Minimizes Distraction in Class and Meetings

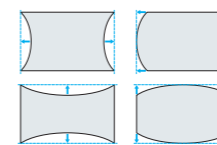
The PT-LB425 Series operates at a quiet 30 dB^{*4}, allowing your students, colleagues, or clients to concentrate on your presentation without distraction.

Quick Setup and Easy Management

Corner Keystone Correction for Angled Projection

If on-site conditions require off-center projection, simply designate four screen corners and the Horizontal & Vertical Corner Keystone Correction performs necessary adjustments for a distortion-free image.

Note: PT-LB305 supports the Vertical Keystone Correction only.



Curved Screen Correction^{*5}

Barrel and pincushion distortions can easily be corrected when projecting onto a curved screen surface.

1.2x Zoom Versatility

The PT-LB425 Series features a 1.2x zoom lens supporting a wide range of projection throw-distances, which is useful when presenting in rooms of different sizes.

Easy Lamp and Filter Access

Lamp and filter are easily accessible via panels on the top and side of the projector. Periodic maintenance takes just a few minutes with the unit attached to a ceiling-mount bracket.



Multi-Projector Monitoring Capability^{*5}

In fixed installations, Multi Monitoring and Control Software makes management of multiple projectors easy from a single PC. Wired LAN supports PLink™ protocol, while serial port is RS-232C-compatible for remote control.

Flexible Versatility in the Office or Classroom

Project Wirelessly with Optional Module^{*5}

Optional ET-WML100 Wireless Module lets presenters share media from PC or mobile wirelessly to the big screen using Presenter Light software for Windows® or Wireless Projector app for iOS and Android™ devices^{*6}.



Presenter Light for Windows® PCs

- Supports images, video, and documents such as PDF and PowerPoint®
- Mirrors PC screen on the big screen
- Project media from up to four PCs simultaneously in Split Screen Mode



Note: Audio playback may be disrupted or become noisy while images and sound are being transmitted. Should this occur, navigate to [Audio settings] and check [No] against the [Allow audio capture] option.

Wireless Projector for iOS/Android™

Dedicated apps for iOS and Android devices feature simple 3-step initial connection and support the transmission of still images and PDF data.

Memory Viewer Light^{*5}

Insert a USB memory device into the USB port and start projecting stored content straight away without need of a connected PC.

HDMI® and PC inputs

Transmit Full HD video and graphics via HDMI terminal, or one of the two D-sub HD terminals. A PC Monitor Output terminal is also included.

Note: Full HD signals will be converted to projector's maximum supported resolution on projection. PT-LB305 has one computer (RGB) terminal only.



PT-LB425/LB385/LB355/LW375/LW335

PT-LB305

Additional Features

- Built-in 10 W^{*7} speaker
- Built-in closed-caption decoder
- USB Display^{*5} Function projects media over USB cable
- Blackboard modes for colored screen surfaces
- Configurable start-up logo
- Equipped with a security bar for theft prevention

Eco-friendly Design	<ul style="list-style-type: none"> • No halogenated flame-retardants used in cabinet • Lead-free lens glass • Coating-free cabinet for recycling and end of life • Switchable lamp mode conserves energy
----------------------------	--

^{*1} Lamp life is approximately 20,000 hours in Eco Mode and approximately 10,000 hours in Normal/Quiet Mode. Lamp replacement time varies depending on operating environment and usage conditions. ^{*2} Requires optional ET-WML100 Wireless Module. ^{*3} PT-LB425 (4,100 lm), PT-LB385 (3,800 lm), PT-LW375 (3,600 lm), PT-LB355 (3,300 lm), PT-LW335/LB305 (3,100 lm). ^{*4} With Lamp Mode set to Quiet. ^{*5} Excluding PT-LB305. ^{*6} Download free from the App Store or Google Play. Please check device and OS requirements before download and installation. ^{*7} PT-LB305 features a 2 W mono speaker.

Projection distance Unit: feet [meters]

PT-LB425/LB385/LB355

(4:3 aspect ratio; throw ratio 1.48–1.78:1)

Diagonal image size	Projection distance (L)		Height from the edge of screen to center of lens (H)
	min. (wide)	max. (tele)	
30" [0.76]	2.9 [0.9]	3.5 [1.1]	0.214 [0.065]
40" [1.02]	3.9 [1.2]	4.7 [1.4]	0.286 [0.087]
50" [1.27]	4.9 [1.5]	5.9 [1.8]	0.357 [0.109]
60" [1.52]	5.9 [1.8]	7.1 [2.2]	0.428 [0.131]
70" [1.78]	6.9 [2.1]	8.3 [2.5]	0.500 [0.152]
80" [2.03]	7.9 [2.4]	9.5 [2.9]	0.571 [0.174]
90" [2.29]	8.9 [2.7]	10.7 [3.3]	0.643 [0.196]
100" [2.54]	9.9 [3.0]	11.9 [3.6]	0.714 [0.218]
120" [3.05]	11.9 [3.6]	14.3 [4.4]	0.857 [0.261]
150" [3.81]	14.9 [4.5]	17.9 [5.5]	1.071 [0.327]
200" [5.08]	19.9 [6.1]	23.9 [7.3]	1.428 [0.435]
250" [6.35]	24.9 [7.6]	29.9 [9.1]	1.785 [0.544]
300" [7.62]	29.8 [9.1]	35.9 [10.9]	2.142 [0.653]

PT-LW375

(16:10 aspect ratio; throw ratio 1.48–1.78:1)

Diagonal image size	Projection distance (L)		Height from the edge of screen to center of lens (H)
	min. (wide)	max. (tele)	
30" [0.76]	3.1 [0.9]	3.7 [1.1]	0.089 [0.027]
40" [1.02]	4.1 [1.3]	5.0 [1.5]	0.118 [0.036]
50" [1.27]	5.2 [1.6]	6.3 [1.9]	0.151 [0.046]
60" [1.52]	6.3 [1.9]	7.5 [2.3]	0.180 [0.055]
70" [1.78]	7.3 [2.2]	8.8 [2.7]	0.207 [0.063]
80" [2.03]	8.4 [2.6]	10.1 [3.1]	0.236 [0.072]
90" [2.29]	9.4 [2.9]	11.4 [3.5]	0.269 [0.082]
100" [2.54]	10.5 [3.2]	12.6 [3.8]	0.299 [0.091]
120" [3.05]	12.6 [3.8]	15.2 [4.6]	0.358 [0.109]
150" [3.81]	15.8 [4.8]	19.0 [5.8]	0.449 [0.137]
200" [5.08]	21.1 [6.4]	25.3 [7.7]	0.594 [0.181]
250" [6.35]	26.4 [8.0]	31.7 [9.7]	0.745 [0.227]
300" [7.62]	31.6 [9.6]	38.0 [11.6]	0.892 [0.272]

PT-LW335

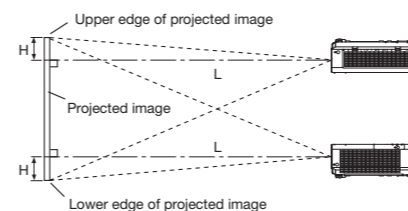
(16:10 aspect ratio; throw ratio 1.47–1.77:1)

Diagonal image size	Projection distance (L)		Height from the edge of screen to center of lens (H)
	min. (wide)	max. (tele)	
30" [0.76]	3.1 [0.9]	3.7 [1.1]	0.089 [0.027]
40" [1.02]	4.1 [1.3]	5.0 [1.5]	0.118 [0.036]
50" [1.27]	5.2 [1.6]	6.3 [1.9]	0.151 [0.046]
60" [1.52]	6.3 [1.9]	7.5 [2.3]	0.180 [0.055]
70" [1.78]	7.3 [2.2]	8.8 [2.7]	0.207 [0.063]
80" [2.03]	8.4 [2.5]	10.1 [3.1]	0.236 [0.072]
90" [2.29]	9.4 [2.9]	11.4 [3.5]	0.269 [0.082]
100" [2.54]	10.5 [3.2]	12.6 [3.8]	0.299 [0.091]
120" [3.05]	12.6 [3.8]	15.2 [4.6]	0.358 [0.109]
150" [3.81]	15.8 [4.8]	19.0 [5.8]	0.449 [0.137]
200" [5.08]	21.1 [6.4]	25.3 [7.7]	0.594 [0.181]
250" [6.35]	26.4 [8.0]	31.7 [9.6]	0.745 [0.227]
300" [7.62]	31.6 [9.6]	38.0 [11.6]	0.892 [0.272]

PT-LB305

(4:3 aspect ratio; throw ratio 1.47–1.77:1)

Diagonal image size	Projection distance (L)		Height from the edge of screen to center of lens (H)
	min. (wide)	max. (tele)	
30" [0.76]	2.9 [0.9]	3.5 [1.1]	0.213 [0.065]
40" [1.02]	3.9 [1.2]	4.7 [1.4]	0.285 [0.087]
50" [1.27]	4.9 [1.5]	5.9 [1.8]	0.358 [0.109]
60" [1.52]	5.9 [1.8]	7.1 [2.2]	0.430 [0.131]
70" [1.78]	6.9 [2.1]	8.3 [2.5]	0.499 [0.152]
80" [2.03]	7.9 [2.4]	9.5 [2.9]	0.571 [0.174]
90" [2.29]	8.9 [2.7]	10.7 [3.3]	0.643 [0.196]
100" [2.54]	9.9 [3.0]	11.9 [3.6]	0.715 [0.218]
120" [3.05]	11.9 [3.6]	14.3 [4.4]	0.856 [0.261]
150" [3.81]	14.9 [4.5]	17.9 [5.5]	1.073 [0.327]
200" [5.08]	19.9 [6.1]	23.9 [7.3]	1.427 [0.435]
250" [6.35]	24.9 [7.6]	29.9 [9.1]	1.785 [0.544]
300" [7.62]	29.8 [9.1]	35.9 [10.9]	2.142 [0.653]



PT-LB425 Series

PT-LB425	XGA	4,100 lm
PT-LB385	XGA	3,800 lm
PT-LB355	XGA	3,300 lm
PT-LW375	WXGA	3,600 lm
PT-LW335	WXGA	3,100 lm
PT-LB305	XGA	3,100 lm

• The value for L (distance to screen) varies slightly depending on the zoom lens characteristics.
• At the shortest projection distance, the zoom lens characteristics may cause slight image distortion.



PT-LB425 Series Remote control unit