

SHARP

PN-V601A
PN-V600A
LCD MONITOR

Multi-Monitor Dynamics, Picture-Perfect Communication



New furniture and accessories are on display in the Corridor interior design shop. Please

Corridor—debut of a new fabric brand

Autumn Styles

Lighting Designer

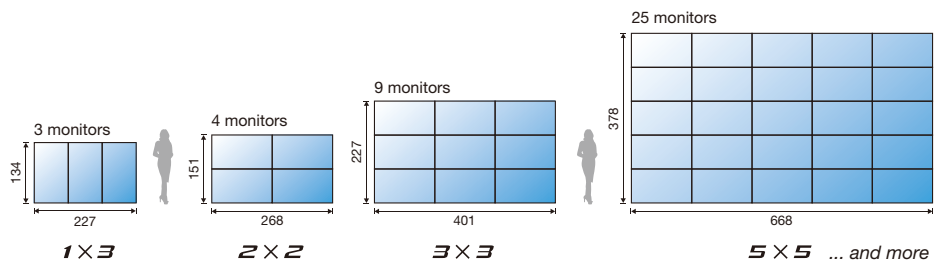
Meet Allan Howell
 Theme: Natural Ambience
 Dates: Sept. 27 to 29
 Venue: 6th floor, room 12

Give Multi-Monitor Impact to Your Visual Communications

Sleekly styled and sized-to-impress, the PN-V601A/V600A professional LCD monitor delivers sensational digital signage in public places, commercial establishments, and transportation hubs and gives businesses a cutting-edge platform for presentations and videoconferences. And while it takes just one 60-inch PN-V601A/V600A to catch the eye, multiple slim-bezel monitors joined in nearly seamless configurations make for utterly dazzling video walls that command attention, make an impact, and expand the possibilities of what displays can do. Visually persuasive and digitally dynamic, PN-V601A/V600A multi-monitor configurations are broadening the very scope of visual communication.

For High Visual Impact and Multi-Monitor Dynamics

Joining multiple PN-V601A/V600A monitors together creates eye-catching video walls for an expanded range of influence, wherever the setting. Easy to assemble and easily controlled via the RS-232C interface or a network*, dynamic multi-monitor configurations bring high-impact exposure to commercial and business content.



Units: cm (measurements are approximations that include the bezel width)
 * PN-ZB02 is required when controlling the monitors via a network.

Crisp Images

The PN-V601A/V600A incorporates Sharp's **UV²A*** technology to ensure highly efficient use of light from the backlight and prevent light leakage. The result—truly bright whites and extremely deep blacks. A brightness of 700 cd/m² (PN-V601A) or 450 cd/m² (PN-V600A) supports these LCD monitors in their digital signage duties.

* UV²A stands for Ultraviolet-induced Multi-domain Vertical Alignment, a photo-alignment technology that ensures uniform alignment of liquid crystal molecules.

Ultra-Slim Bezel for Nearly Seamless Video Walls


For the dynamic display of large, crisp images that catch the eye and capture the attention, the PN-V601A/V600A boasts an ultra-slim bezel that makes the lines between video wall monitors an almost seamless 6.5 mm*¹ wide (2.4 mm right and bottom, 4.1 mm left and top)*².

*¹ Does not include the gap between the monitors.

*² Non-display area for neighbouring monitors is 7.1 mm.

Full-Array LED Backlight

To give the PN-V601A/V600A uniform brightness, LED elements are evenly positioned across the entire panel directly behind the liquid crystal layers, ensuring that Sharp multi-monitor displays are consistently bright and beautiful.



(Image)

Control Kit (PN-ZR01)

When one of the monitors in a video wall is fitted with a remote control sensor box, all of the monitors can be conveniently operated through one remote control unit. And to help with overall energy savings, a brightness sensor automatically adjusts the brightness of the backlight to match the ambient lighting.



Remote controller Remote control sensor box

Mirror Frames (PN-ZR32/ZR33*1)

In multi-monitor configurations, Mirror Frames minimise*2 the lines between slim-bezel PN-V601A/V600A monitors by reflecting mirror images from the display content. This creates more dynamic video walls and an even smoother big-picture effect.

*1 PN-ZR32: Long Mirror Frame; PN-ZR33: Short Mirror Frame

*2 Visibility of the seams between monitors will vary depending on such factors as the on-screen images and the viewing angle.

A Multi-Monitor Configuration with Mirror Frames



(Simulated images)

With Mirror Frames

Without Mirror Frames

24/7 Operation

The PN-V601A/V600A is rugged enough for continuous 24/7 operation in the most demanding professional applications.

Sharp Digital Signage Software (SDSS)

SDSS is versatile management software that provides total support for the creation, scheduling, distribution, and display of a wide range of content for Sharp LCD monitors. Whether distributing scheduled programs over a large network or via a USB flash drive, users can select the software version that matches their needs, their business environment, and their existing systems.

What SDSS Can Do

STEP 1 Easy Program Creation and Scheduling

Creating Programs

To facilitate program creation, users can determine screen layout and playback order for the content with straightforward mouse operation.

Creating and Editing Schedules

Through drag-and-drop operation, users can easily specify the time and date at which programs are to be displayed.

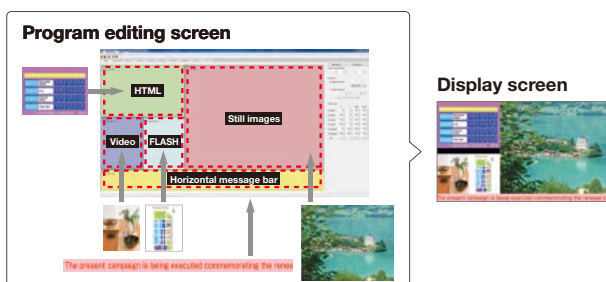
STEP 2 Easy Delivery

Once STEP 1 is complete, the scheduled program can be sent to the target PC (where PN-SV01 is installed) for display.

STEP 3 Easy Management*

The operational status and the programs being displayed can be remotely monitored from a controller/operation PC(s), so that any problems that arise can be dealt with swiftly.

* Available on PN-SS02/SS05/SW05.



Various Solution Packages Are Available to Match Differing Needs for Digital Signage

In Stand-Alone Systems

PN-SS01 Stand-Alone Version

Scheduled programs can be **delivered** and **displayed** at a designated time on a **single LCD monitor**.

In Network Systems

PN-SS02 Network Version

Enables programs to be distributed **via the network to one or multiple PCs** for display on **up to 100 LCD monitors** according to a set schedule.

PN-SS05 Pro Version

Same functions as PN-SS02, plus support for **larger and more complex systems**. Can distribute scheduled programs to **up to 1,000 LCD monitors**.

PN-SW05 Pro Web Server Version

Same functions as PN-SS05 and **operable via a web browser**. Programs, schedules, and other items can be centrally stored and managed on a web server database (i.e., a controller PC), **accessible by up to 50 remote PCs**.

PN-SV01 Viewer Version

Dedicated software for displaying scheduled programs on Sharp LCD monitors. To be used with PN-SS01/SS02/SS05/SW05 software.

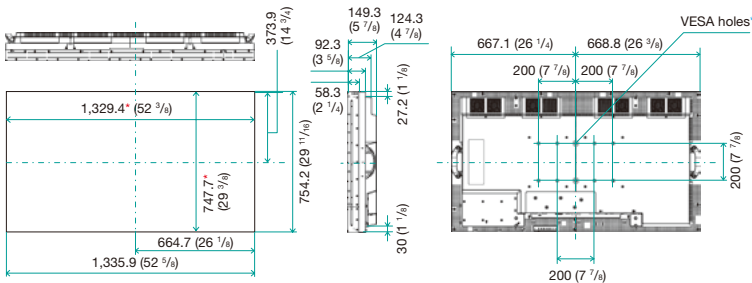
Specifications

| Model Name | | PN-V601A | PN-V600A |
|---|--------------------------------|---|-----------------------|
| Installation | | Landscape / Portrait | |
| LCD Panel | | 60-inch widescreen (152.4 cm diagonal) UV-A LCD | |
| | Max. Resolution | 1,366 x 768 pixels | |
| | Max. Display Colours (approx.) | 16.77 million colours | |
| | Pixel Pitch (H x V) | 0.973 x 0.973 mm | |
| | Brightness*1 | 700 cd/m ² | 450 cd/m ² |
| | Contrast Ratio | 4,000 : 1 | |
| | Viewing Angle (H/V) | 176°/176° (CR ≥ 10) | |
| | Active Screen Area (W x H) | 1,328.8 x 747.1 mm (52 5/8" x 29 7/16") | |
| | Response Time | 6 ms (grey to grey, avg.) | |
| | Backlight | LED, full array | |
| Computer Input | | Video: Analogue RGB (0.7 Vp-p) [75 Ω], Digital (conforms to DVI 1.0 standards) Synchronisation: Horizontal/vertical separation (TTL: positive/negative), Sync-on-green, Composite sync (TTL: positive/negative) Plug & Play: VESA DDC2B Power Management: VESA DPMS, DVI DMPM | |
| Video Colour System | | NTSC (3.58 MHz, 4.43 MHz)*2, PAL, PAL60, SECAM | |
| Input Terminals*3 | | Standard: PC analogue: Mini D-sub 15-pin x 1, HDMI™ (1080p compatible) x 1*4, 3.5 mm-diameter mini stereo jack x 1, RS-232C: D-sub 9-pin x 1, Control Kit jack x 1 Via Optional PN-ZB02 Board: PC digital: DVI-D 24 pin (HDCP compatible) x 1, PC analogue: BNC x 1*5, Video: BNC x 1, S-Video x 1, Component video: BNC (Y, Cb/Pb, Cr/Pr) x 1*5, Audio: RCA pin (L/R) x 2 | |
| Output Terminals*3 | | Standard: Audio: RCA pin (L/R) x 1, RS-232C: D-sub 9-pin x 1 Via Optional PN-ZB02 Board: PC digital: DVI-D 24 pin x 1, External speaker 10W + 10W (6 Ω) | |
| Input/Output Terminals*3 | | Via Optional PN-ZB02 Board: LAN port | |
| Mounting | | VESA (6 points), 200 mm (7 7/8") pitch, M6 screw or VESA (4 points), 200 mm (7 7/8") pitch, M6 screw | |
| Power Supply | | 100V – 240V AC, 50/60 Hz | |
| Power Consumption | | 480W | 310W |
| Environmental Conditions | | Operating Temperature: 0°C to 40°C Operating Humidity: 20% to 80% RH (no condensation) | |
| Dimensions (W x D x H) (approx.) | | 1,335.9 x 149.3 x 754.2 mm (52 5/8" x 5 7/8" x 29 11/16") (Display only, not including protrusions) | |
| Weight (approx.; not including PN-ZB02) | | 44 kg (96.9 lbs) | 41 kg (90.4 lbs) |
| Main Accessories | | AC power cord (3-pin*6, approx. 3 m), operation manual, CD-ROM, protection cover x 4, cable clamp x 2, bezel sheet (long/short) x 2 each | |

*1 Brightness depends on input mode and other picture settings. Brightness level will decrease slightly over the lifetime of the product. Due to the physical limitations of the equipment, it is not possible to maintain a precisely constant level of brightness.
 *2 Requires separately sold PN-ZB02 Interface Expansion Board. *3 Use a commercially available connection cable for PC and other video connections. *4 For both PC and AV components. *5 The analogue and component BNC terminals are switchable. Use the menu to select. *6 Use a 3-pin compatible power outlet.

Dimensions

(PN-V601A/V600A)



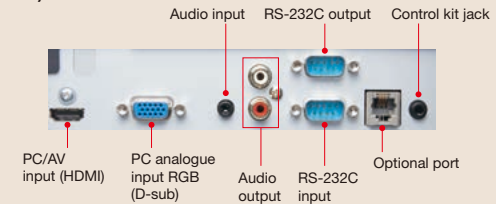
Units: mm (inch)

* Screen dimensions

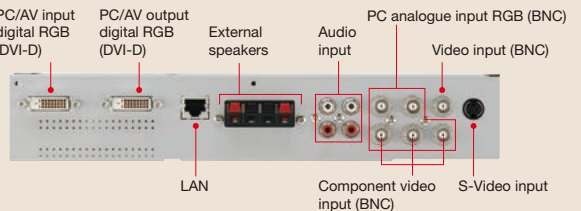
* To use the VESA-standard mounting bracket, use M6 screws that are 8 to 10 mm plus the thickness of the bracket.

Input/Output Terminals

(standard)



(option) PN-ZB02 Interface Expansion Board



HDMI, the HDMI logo, and High-Definition Multimedia Interface are trademarks or registered trademarks of HDMI Licensing, LLC in the United States and other countries. All other brand names and product names may be trademarks or registered trademarks of their respective owners.

DESIGN AND SPECIFICATIONS ARE SUBJECT TO CHANGE WITHOUT PRIOR NOTICE.



Distributed by:

SHARP